Printable ring sizer: actual size

Print at **100% / Actual size**. Turn off “Fit to page”. A4 paper. Check both scale tests before you measure.

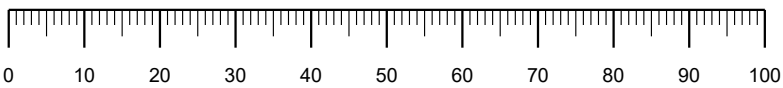

100 mm bar: measure it with a ruler. It must be exactly 10 cm.

Bank card box: 85.60 × 53.98 mm

Lay any credit or debit card here.
It should cover the box edge to edge.

If not, reprint at 100% / Actual size.

1 · Ring you already own: put it on a circle

The right size is the circle whose line touches the inside of the ring all round. Between two? Take the larger.

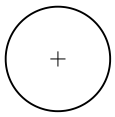

US 3
UK F½ · EU 44
IN 4 · JP 4
14.07 mm

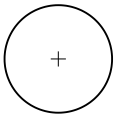

US 3.5
UK G½ · EU 45
IN 5 · JP 5
14.47 mm

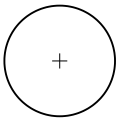

US 4
UK H½ · EU 47
IN 7 · JP 7
14.88 mm

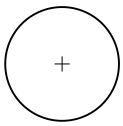

US 4.5
UK I½ · EU 48
IN 8 · JP 8
15.29 mm

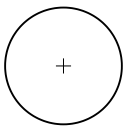

US 5
UK J½ · EU 49
IN 9 · JP 9
15.69 mm

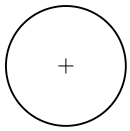

US 5.5
UK K½ · EU 51
IN 11 · JP 10
16.10 mm

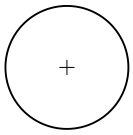

US 6
UK L½ · EU 52
IN 12 · JP 12
16.51 mm

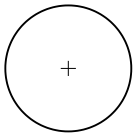

US 6.5
UK M½ · EU 53
IN 13 · JP 13
16.91 mm

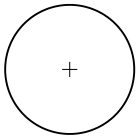

US 7
UK N½ · EU 54
IN 14 · JP 14
17.32 mm

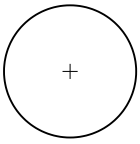

US 7.5
UK O½ · EU 56
IN 16 · JP 15
17.73 mm

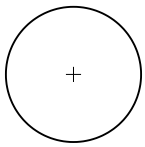

US 8
UK P½ · EU 57
IN 17 · JP 16
18.13 mm

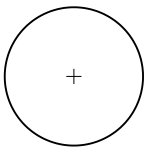

US 8.5
UK Q½ · EU 58
IN 18 · JP 18
18.54 mm

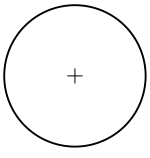

US 9
UK R½ · EU 60
IN 20 · JP 19
18.95 mm

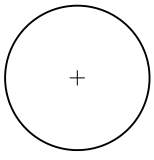

US 9.5
UK S½ · EU 61
IN 21 · JP 20
19.35 mm

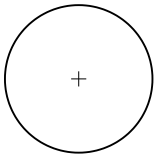

US 10
UK T½ · EU 62
IN 22 · JP 21
19.76 mm

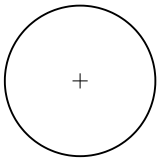

US 10.5
UK U½ · EU 63
IN 23 · JP 22
20.16 mm

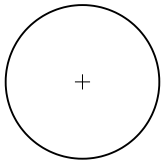

US 11
UK V½ · EU 65
IN 25 · JP 24
20.57 mm

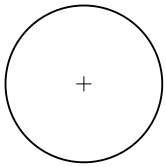

US 11.5
UK W½ · EU 66
IN 26 · JP 25
20.98 mm

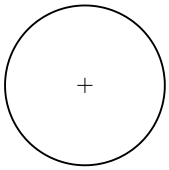

US 12
UK X½ · EU 67
IN 27 · JP 26
21.38 mm

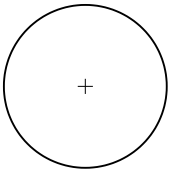

US 12.5
UK Y½ · EU 68
IN 28 · JP 27
21.79 mm

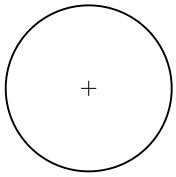

US 13
UK Z½ · EU 70
IN 30 · JP 29
22.20 mm

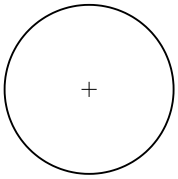

US 13.5
UK — · EU 71
IN 31 · JP 30
22.60 mm

2 · No ring? Cut out the strip and wrap it round your finger

Cut along the dashed line, cut a slit on the thick line, wrap the strip round the base of the finger and thread the end through the slit. Snug, but it must slide over the knuckle. Read the mm at the slit. Measure 2–3 times, late in the day.

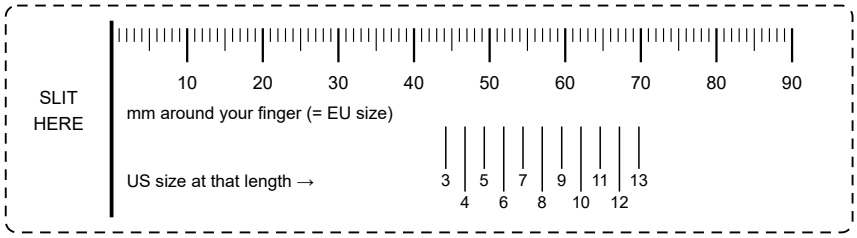

Size table (from the inside diameter)

US	UK / AU	EU	India	Japan	Inside Ø mm	Around mm
3	F½	44	4	4	14.07	44.2
3.5	G½	45	5	5	14.47	45.5
4	H½	47	7	7	14.88	46.7
4.5	I½	48	8	8	15.29	48.0
5	J½	49	9	9	15.69	49.3
5.5	K½	51	11	10	16.10	50.6
6	L½	52	12	12	16.51	51.9
6.5	M½	53	13	13	16.91	53.1
7	N½	54	14	14	17.32	54.4
7.5	O½	56	16	15	17.73	55.7
8	P½	57	17	16	18.13	57.0
8.5	Q½	58	18	18	18.54	58.2
9	R½	60	20	19	18.95	59.5
9.5	S½	61	21	20	19.35	60.8
10	T½	62	22	21	19.76	62.1
10.5	U½	63	23	22	20.16	63.3
11	V½	65	25	24	20.57	64.6
11.5	W½	66	26	25	20.98	65.9
12	X½	67	27	26	21.38	67.2
12.5	Y½	68	28	27	21.79	68.5
13	Z½	70	30	29	22.20	69.7
13.5	—	71	31	30	22.60	71.0

Wide band (6 mm or more)? Go up about a quarter to a half size. Measure the finger the ring is for: the dominant hand is often larger.

Expensive or non-resizable ring? Confirm with a jeweller's metal ring gauge before ordering.

Formulas: US size = (inside Ø − 11.63 mm) ÷ 0.8128 · EU = inside circumference in mm · actualringsizer.com/printable-ring-sizer